


Mary Bowen Liz Hocking

English World



Pupil's Book

1




MACMILLAN

Mary Bowen Liz Hocking

English World

Pupil's Book

1



MACMILLAN


Scope and sequence

Unit page	New words and speaking	Grammar	Grammar in conversation	Learning to learn (WB)
1 24	Hello, Mr Jolly! colours and toys	<i>It's a car. It's red. Is it a doll? Is it pink? Yes. No.</i>	<i>Hello. Hi. What's your name? My name's ...</i>	Matching pictures; matching lower case letters
2 32	Mr Jolly's Shop school items	<i>Is it red? Is it a car? Yes, it is. No, it isn't. It isn't a car. It's a van.</i>	<i>What is it?</i>	Matching pictures; matching upper case letters
3 40	Good morning! transport	<i>It is an umbrella. It is a red bike. It isn't a blue car.</i>	<i>Good morning How are you? I'm fine, thank you.</i>	Finding the same picture; finding the same letter
48	Revision 1			
4 50	Bella and Biffo adjectives	<i>He is sad. Is she Mum? Yes, she is. No, she isn't.</i>	<i>I'm happy. Am I Dan? No, you aren't. Yes, you are.</i>	Finding the different picture; finding the different letter
5 58	Mrs Goody and Pirate Jack one-ten; food	regular plural nouns <i>lollipops, cakes, sweets</i>	<i>How many are there? There are ... There is Is there one ...?</i>	Finding the same picture; finding the same letter (direction)
6 66	Happy Birthday! nature	<i>What are they? They're frogs. We're funny.</i>	<i>How old are you? I'm six. We're seven.</i>	Matching pictures; matching words
74	Revision 2			
7 76	Where is King Tub? rooms in a house	prepositions: <i>in, on, under</i>	<i>Where's my book? Where are my pens?</i>	Identifying the missing items from pictures and words
8 84	This is my family family	<i>I've got a brother. Have you got a sister? Yes, I have. No, I haven't.</i>	<i>Who is this? This is my brother.</i>	Identifying the missing items from pictures and sentences
9 92	Miss Silver 11-20 eleven-twenty	<i>He's got a plane. Has she got a car? Yes, she has. No, she hasn't.</i>	<i>I like grapes. How about you?</i>	Sorting items into categories
100	Revision 3			
10 102	The space rocket action verbs	<i>The rocket can fly. Can it jump? Yes, it can. No, it can't.</i>	<i>Stop! Look! Listen! Wait!</i>	Sorting items into categories
11 110	Up in space weather	<i>I'm flying. You're singing.</i>	<i>What's the weather like? It's cloudy. Is it cold?</i>	Sequencing pictures; sequencing sentences
12 118	Welcome home! action verbs	<i>He's eating. It's flying. We're reading. They're jumping.</i>	<i>loudly, quietly, quickly, slowly</i>	Sequencing pictures; sequencing sentences
126	Revision 4			

Reading	Phonics	Listening	Writing skills (WB)	Class Composition
A toy shop descriptions of toys vocabulary: colours, toys	cvc words with short <i>a</i>	identifying objects	sentences: capital letter and full stop	naming and describing toys
At school descriptions of items vocabulary: school items	cvc words with short <i>e</i>	identifying objects	questions: capital letter, question mark	description with repeated question
Fast and slow information text vocabulary: transport	cvc words with short <i>i</i>	identifying; listening for gist/detail	colour adjective before noun	information text on transport
Jimbo; Ned, the snake poems vocabulary: adjectives	cvc words with short <i>o</i>	matching statements and pictures	capital letters for proper names	completing rhyming poems
Grandpa's shop a story vocabulary: food	cvc words with short <i>u</i>	action song	statements, questions	story with familiar setting
The garden descriptive text vocabulary: nature	words with <i>sh</i>	matching; listening for gist/detail	word order (adjective, noun)	descriptive text
A game a story vocabulary: furniture	words with <i>ch</i>	sequencing	pronouns	a story
My room descriptive text vocabulary: objects in room	words with <i>th</i> (voiced)	identifying; listening for detail	conjunction <i>and</i>	descriptive text
The space woman; I like ... poems vocabulary: adjectives, food	words with <i>th</i> (unvoiced)	identifying from dialogues	adjective recognition	rhyming list poems
The Earth and the sky information text vocabulary: nature	words ending <i>ng</i>	following instructions	verb recognition	information text
What are you doing? descriptive text vocabulary: actions, weather	words ending <i>ll</i>	identifying characters	question words	descriptive text with questions
A birthday party a story with familiar setting vocabulary: actions, food	words ending <i>ck</i>	action song	word order (subject, verb, object)	a story with familiar setting

Welcome Unit Hello!

1  Listen and point.




2 Now you!






3  Listen and sing.






4 Draw.




1  Listen, point and say.




2  Listen and point.



3 Write.



a	a	a	a
---	---	---	---



b	b	b	b
---	---	---	---

1 Listen, point and say.

g



h



i




j



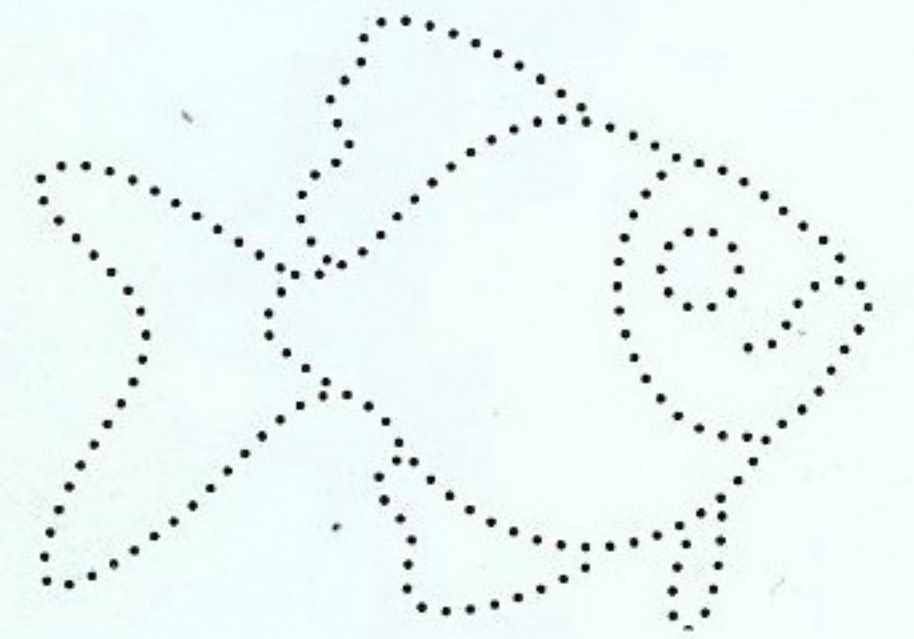
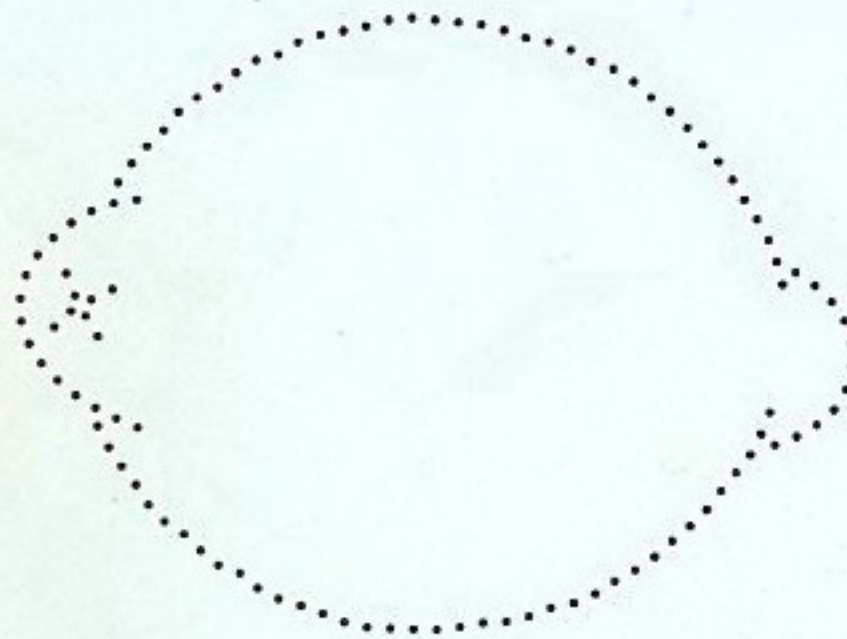



k



l



2 Draw and say.



3 Write.



c	c	c	c	
---	---	---	---	--



d	d	d	d	
---	---	---	---	--

1  Listen, point and say.


m



n



o



p




q



r



s



2 Match and say.

c



j

a

d





e


k




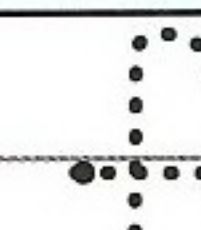



3 Write.



			
---	---	---	--



			
---	---	---	--

1  Listen, point and say.

t



u




v



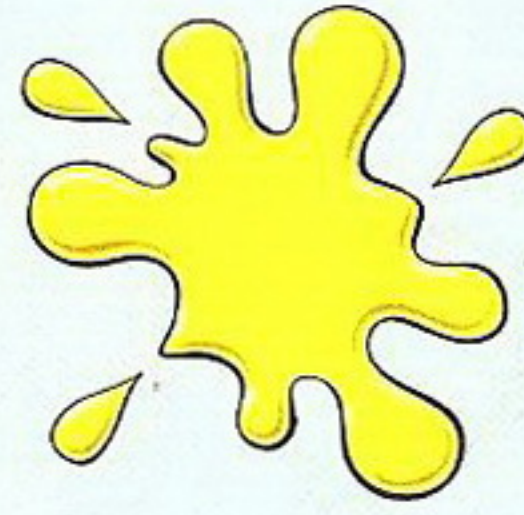
w




x



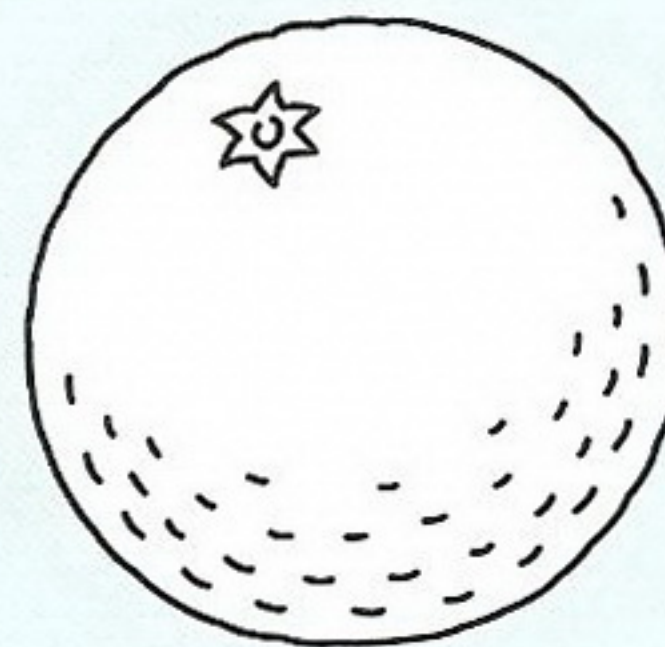


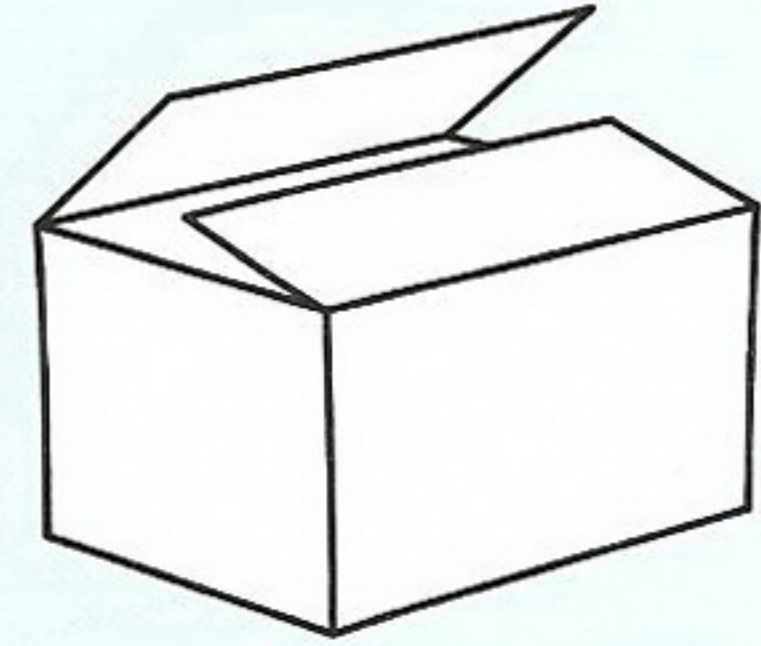
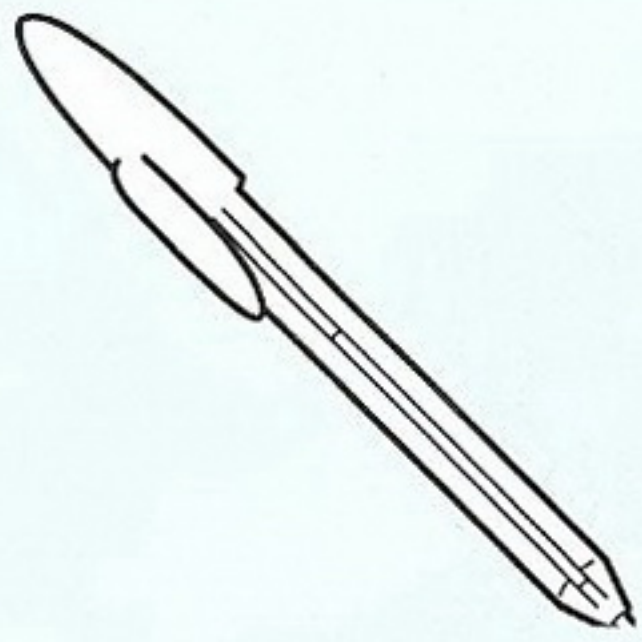
y





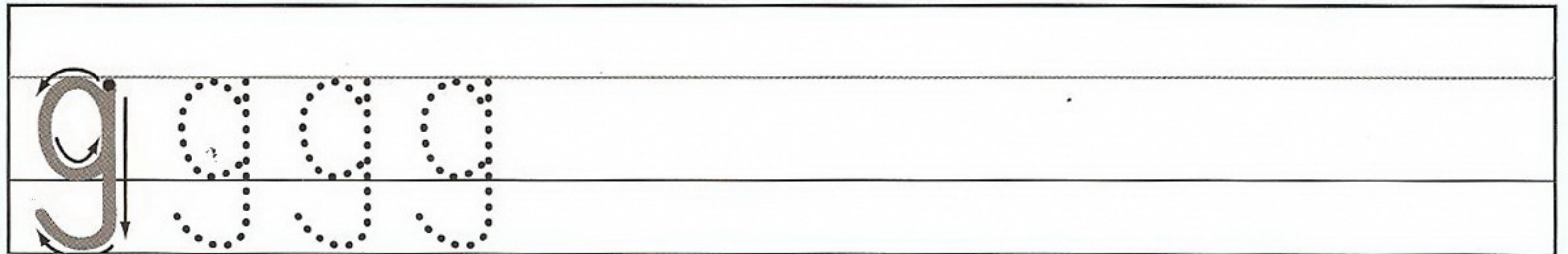
z



2 Colour and say.



3 Write.

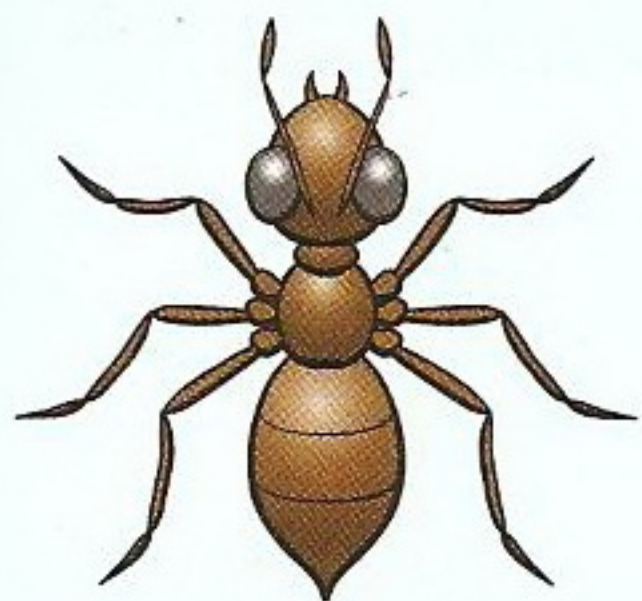


1 Listen, point and say.



2 Listen and sing.

3 Write.




i	i	i	i
---	---	---	---




j	j	j	j
---	---	---	---

1 Colour.




2 Listen and colour.



3 Write.

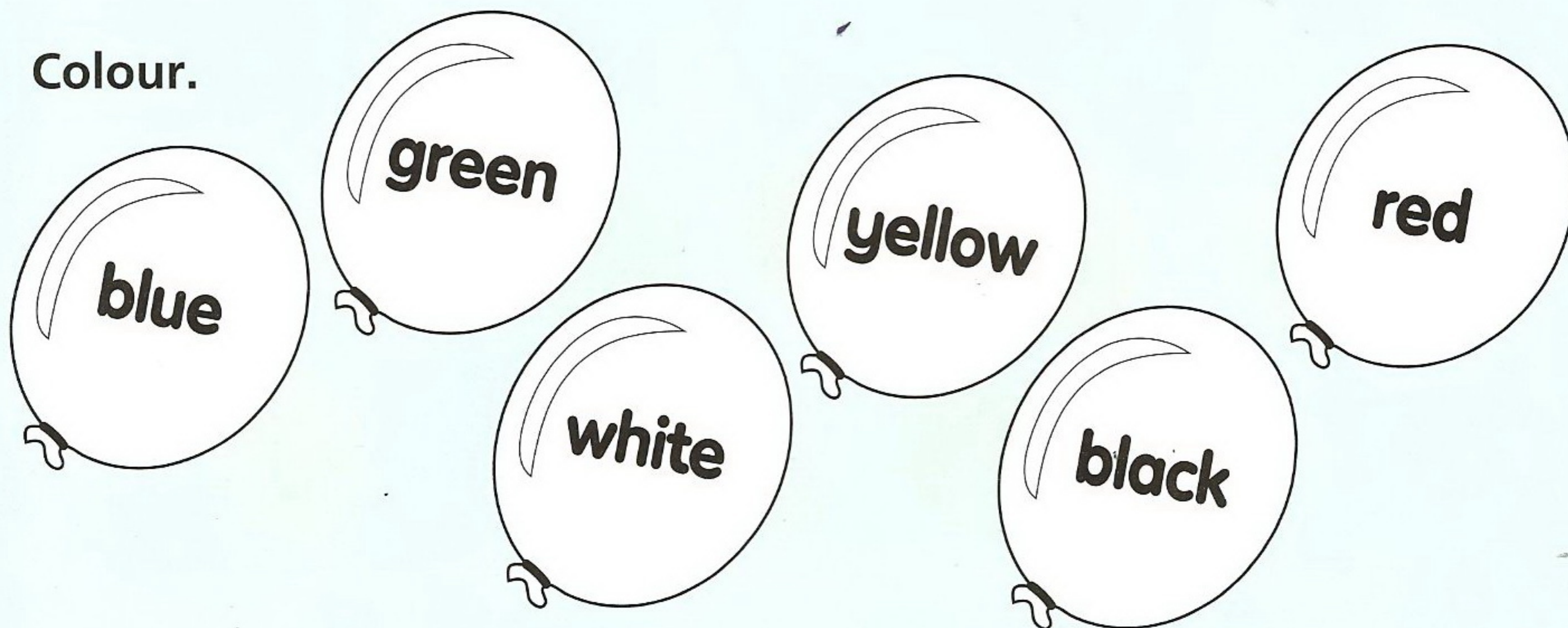


Handwriting practice lines for the letter 'k'. The first row shows a solid 'k' with arrows indicating stroke direction, followed by three dotted 'k's for tracing. Below this is a blank line for independent practice.




Handwriting practice lines for the letter 'l'. The first row shows a solid 'l' with an arrow indicating stroke direction, followed by three dotted 'l's for tracing. Below this is a blank line for independent practice.

1 Colour.



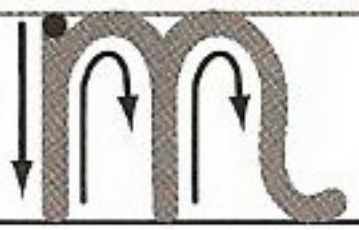




2 Colour and say.








3  Listen and sing.

4 Write.



				
---	---	---	--	---




				
---	---	---	--	---




1  Listen and point.



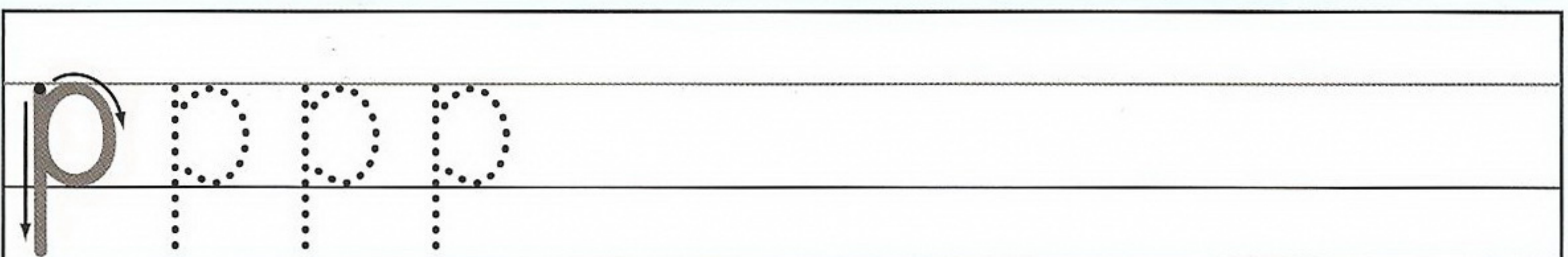
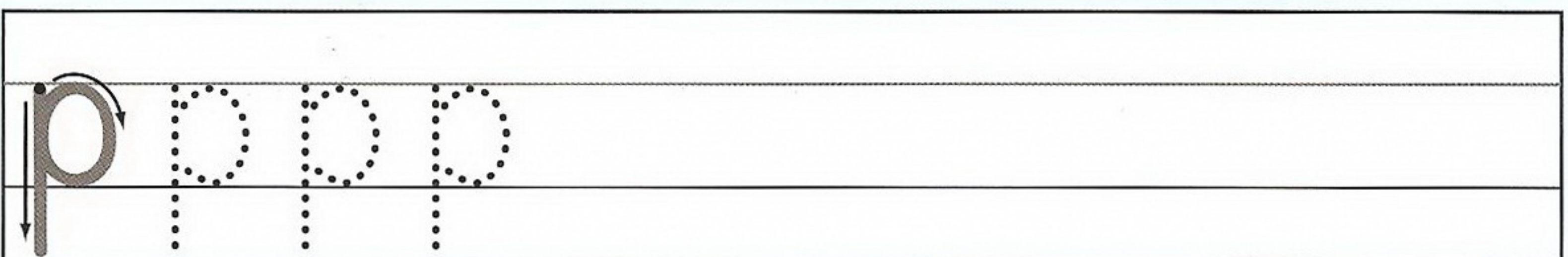
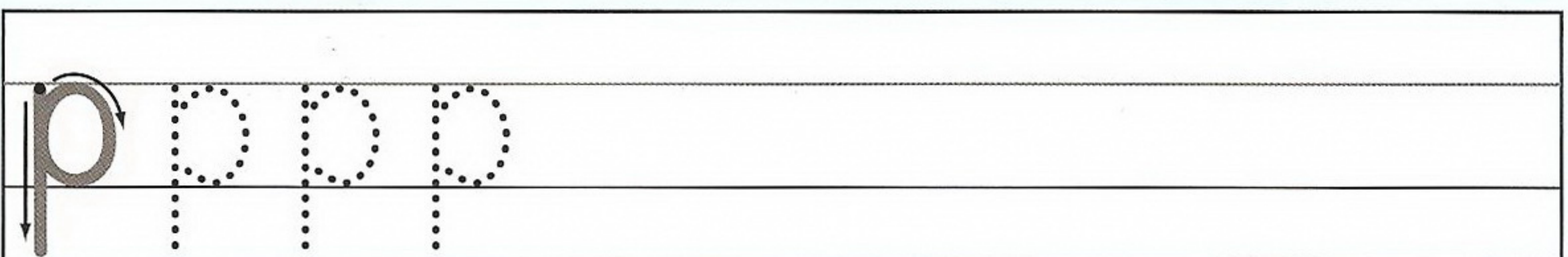
2  Listen and say.

3 Write.









1 Listen and point.



2 Draw and say.



3 Write.



1 Listen and say

1

2



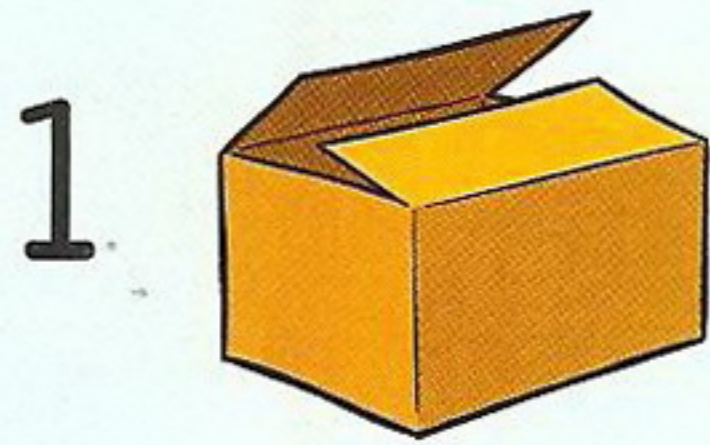
3

4


5

2 Listen and colour.

3 Point, count and say.



4 Write.

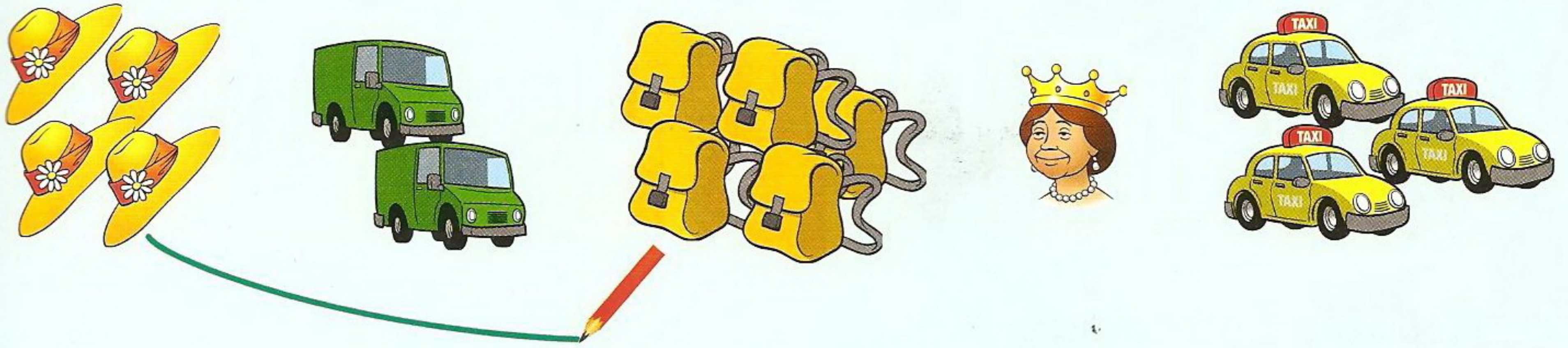


Handwriting practice line for the letter 's'. It consists of a top line, a middle dashed line, and a bottom line. The first 's' is solid with a curved arrow showing the writing direction. The next three 's' are dotted for tracing.



Handwriting practice line for the letter 't'. It consists of a top line, a middle dashed line, and a bottom line. The first 't' is solid with arrows showing the writing direction. The next three 't' are dotted for tracing.

1 Count and match.



1


2

3

4

5

2 Read, draw and count.

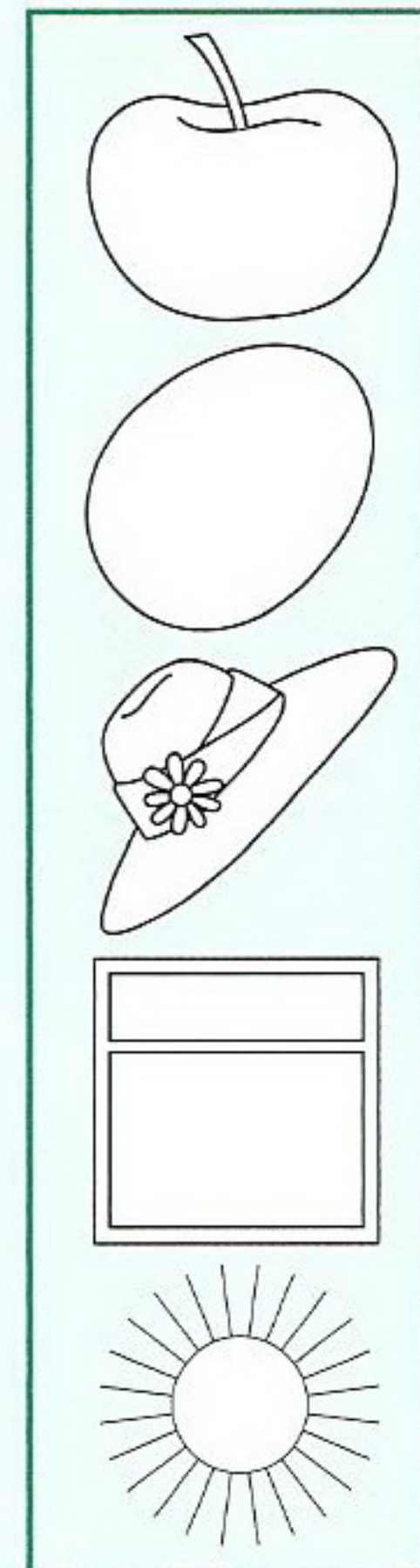


2

1

3


5



3 Write.



Handwriting practice lines for the letter 'u'. The first line shows a solid 'u' with arrows indicating the stroke direction (down, then up and over). The second line shows three dotted 'u's for tracing. The third line is blank for independent practice.



Handwriting practice lines for the letter 'v'. The first line shows a solid 'v' with arrows indicating the stroke direction (down-left, then down-right). The second line shows three dotted 'v's for tracing. The third line is blank for independent practice.

1  Listen and say.

6

7






8

9

10

2  Listen and colour.


3 Point, count and say.



4 Write.


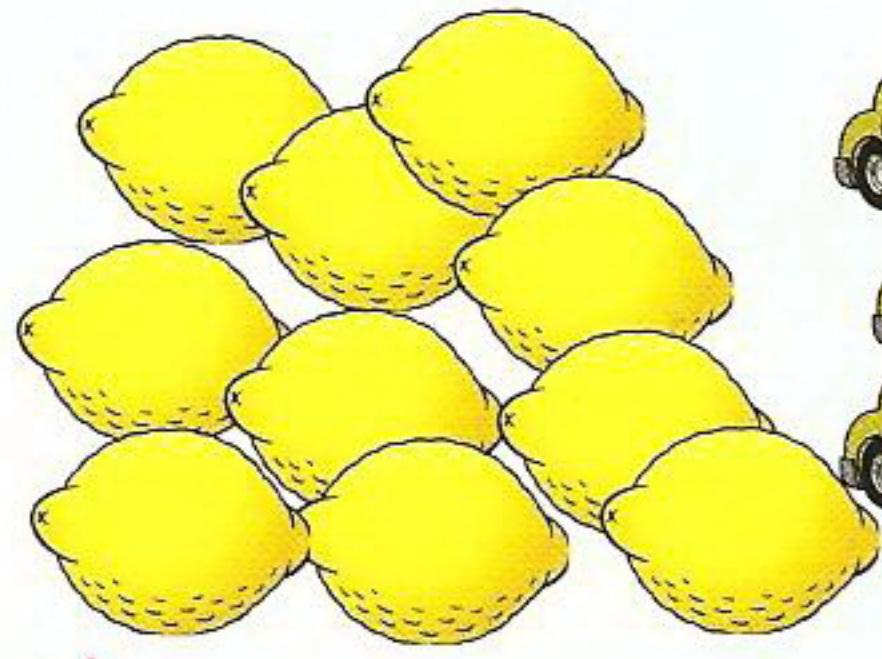



W W W



X X X

1 Count and match.



6


7

8


9

10


2 Read and draw.



3 Write.
















Handwriting practice lines for the letter 'y'. The first line shows a solid 'y' with arrows indicating stroke direction. The second line shows three dotted 'y's for tracing.





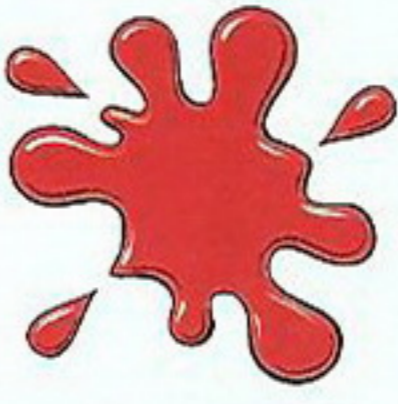










Handwriting practice lines for the letter 'z'. The first line shows a solid 'z' with arrows indicating stroke direction. The second line shows three dotted 'z's for tracing.

1 Listen, point and say.

Aa Bb Cc Dd Ee Ff Gg
      

Hh Ii Jj Kk Ll Mm
     

Nn Oo Pp Qq Rr Ss Tt
      

Uu Vv Ww Xx Yy Zz
     


2 Listen and sing.

3 Write.





box cat pen

1  Listen and say.




2  Listen and sing.

3 Count and say.




4 Write.



sun dog taxi

Meet the characters



Dad



Mum




Dan



Lily




Grandma




Grandpa

The Bodkin boys



Bill Bodkin



Ben Bodkin



Bob Bodkin




Bertie Bodkin



Mr Jolly



Pirate Jack



Miss Silver



Princess Bella



Biffo



King Tub



Mrs Goody






1

Hello, Mr Jolly!


1 Listen and say.



teddy



boat



car




pink



purple




orange







2 Listen and read.




Look, Lily! It's a car.



It's purple.



Wow!




Look! Is it a boat?




Yes.




It's pink.



Look! Is it a dog?



No. It's a teddy.




It's orange.




Oh!



Hello!




Hello! What's your name?




Mr Jolly. What's your name?



Dan.



My name's Lily.



Hi, Lily!




Hi!

3 Listen and say.

Grammar

1 Look!



Point and say.

1



2



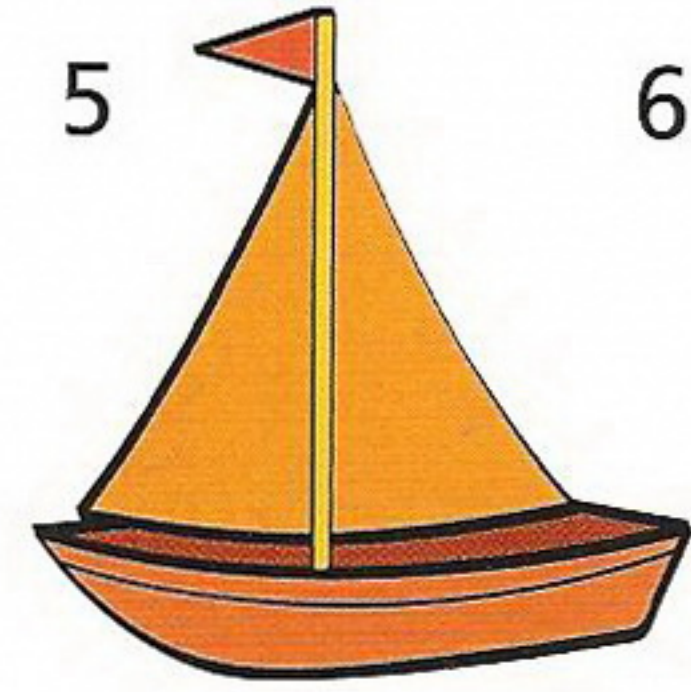
3




4



5



6



2 Look!

Is it a boat?



No.



Is it a car?




Yes.



Ask and answer.

1




boat?

2



teddy?

3




dog?

4



ball?

5



doll?

6



cat?

Grammar in conversation

1  Listen and read.




Hello!

Hi!

What's your name?

Sally. What's your name?

My name's Alex.



2  Listen and say.

3 Now you!

4  Listen and sing.



Round we go
Round we go
Round we go
Round we go
Round we go
Hello! Hello!




boy



girl



doll



computer



train




game



ball

A toy shop

It is a toy shop. Look, a boy and a girl.



**Look. It is a ball.
It is blue and green.
It is big.**

**Oh! It is a train. It is red.
It is a car. It is small.
A boat! It is very big.**

**Look. It is a doll.
It is pink and purple.
A teddy! It is orange.**

**Look. It is a computer.
It is white.
Oh! It is a game. It is fun!**

Reading comprehension

1 Read. Circle the picture.

1 It is a teddy.



2 It is pink and purple.



3 It is big.



4 It is a computer.



5 It is a game.



Phonics

Look and listen.



a hat



1 Look and say.

h

a

t

hat



c

a

t

cat



m

a

t

mat



2 Listen, read and say.

Dan is on a mat.

A cat is in a hat.




Listen.




Listening

1 Listen and tick.

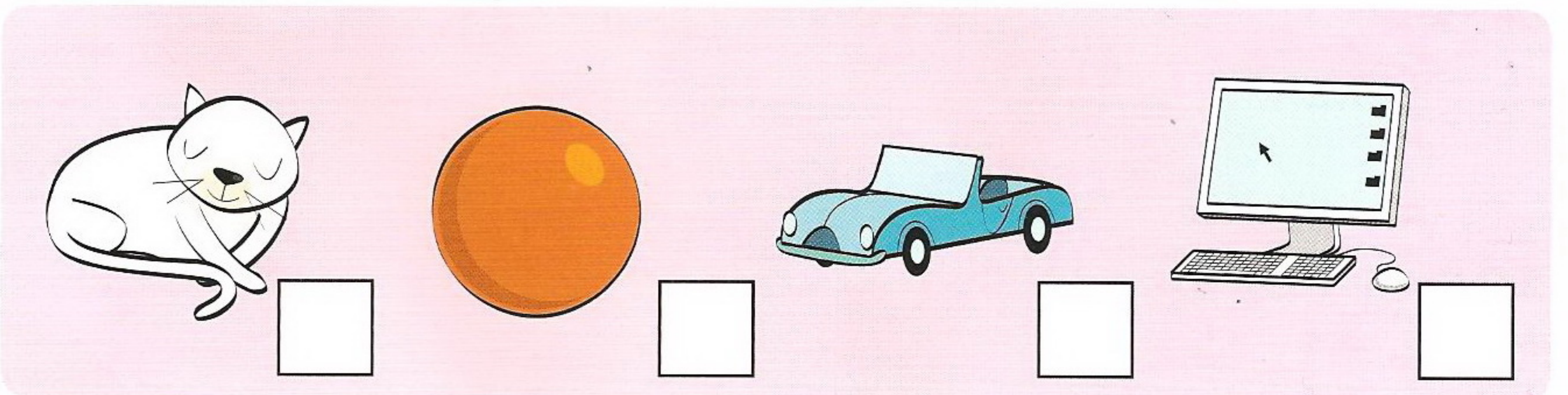
1



2



3




2 Listen and say 'yes' or 'no'.



Writing



It is a teddy. 
a capital letter a full stop

1 Look and write.



It is a _____.

It is _____.



It is a _____.

_____.



_____.

_____.

2

Mr Jolly's shop


1 Listen and say.



bag



book



pencil



kitten



rabbit




Mum

















Dad






2 Listen and read.


-  Hello, Mr Jolly!
-  Hello! Hello!
-  Dad, look! Is it a book?
-  Yes, it is.
-  It's big.
-  Mum, look! Is it a teddy?
-  No, it isn't. It's a bag.
-  What is it, Mr Jolly?
-  It's a pencil.
-  It's big.
-  Mum! Dad! Look at the hat!
-  Oh! What is it?
-  Is it a kitten?
-  No, it isn't a kitten. It's a rabbit!

3 Listen and say.




Grammar

1 Look!




Ask and answer.



2 Look!



Ask and answer.



Grammar in conversation

1 Listen and read.




What is it?

Is it a car?

No, it isn't.

Is it a train?


Yes, it is. Look!



2 Listen and say.



3 Play the game.

4 Listen and sing.



Listen! What is it?
It isn't a dog.
It isn't a frog.
What is it?

Listen! What is it?
It isn't a rat.
It isn't a cat.
What is it?





rubber



ruler



pen



crayon



desk



chair

At school

What is it?



It is a ruler. It is blue.

What is it?



It is a rubber. It is small.

What is it?



It is a pen. It is green.

What is it?



It is a crayon. It is red.



Look! The desk is yellow. The chair is blue. The bag is pink. It is very big.

Reading comprehension

1 Read. Circle *yes* or *no*.

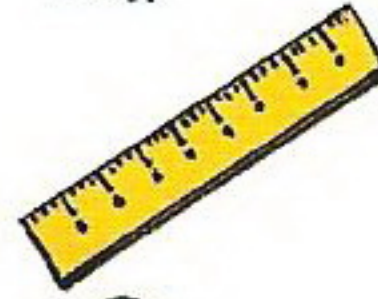
1 Is it a pen?



yes

no

2 Is it a rubber?



yes

no

3 Is it a pencil?



yes

no


4 Is it a chair?



yes

no

5 Is it a desk?



yes

no


Phonics




Look and listen.

e pen 

1 Look and say.

p e n pen 

h e n hen 

t e n ten 

2  Listen, read and say.

The pen is on the hen.

The hen is number ten.




Listening



Listen.

1 Listen and write the numbers.



2 Listen and check.

3 Play the game.

What is it?

Brrm, brrm!


Is it a car?

No, it isn't.


Is it a van?

Yes, it is.

Writing



What is it?
a capital letter a question mark



1 Look and write:

What is it?




It is a crayon. It is red.

What



It is a

It is



3

Good morning!

1 Listen and say.



taxi



lorry



bike



umbrella



Grandma



Grandpa



2  Listen and read.



Is it a lorry?



No, it isn't.



Is it a taxi?



No. It's a bike.



It's a yellow bike.



And look! An umbrella!



Hello, Grandma!

Hello, Grandpa!



Hello!



Good morning, Mr Jolly.



Good morning.



How are you?



I'm fine, thank you.

3  Listen and say.




Grammar

1 Look!





Point and say.



2 Look!



Ask and answer.



Grammar in conversation

1 Listen and read.



Good morning, Mr Jolly.

Good morning.

How are you?

I'm fine, thank you. And you?

I'm very well, thank you.



2 Listen and say.

3 Now you!

4 Listen and sing.



Good afternoon.
Good afternoon.
How are you?

I'm very well.
I'm very well.
I'm very well, thank you.

Goodbye.

Goodbye.





ship



plane



motorbike



bus



grey



brown

Fast and slow

It is a plane. It is big.
It is white and red.
It is very fast.



It is a ship.
It is white.
It is big. It is slow.



It is a brown and white bus.
It is big.
It is very slow.



It is a grey motorbike.
It is fast.

Reading comprehension

1 Circle the picture.

1 It is grey. It is fast.




2 It is big. It is brown.



3 It is big. It is slow.



4 It is big. It is very fast.



5 It is very slow.






Phonics



Look and listen.

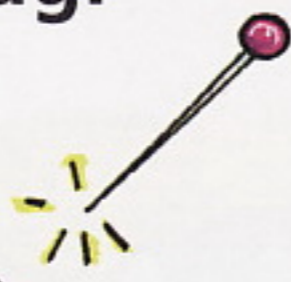
i bin 

1 Look and say.

b i n bin  t i n tin  p i n pin 

2 Listen, read and say.

It isn't a bin, it's a pin.



It isn't a tin, it's a bin.



A pin in a tin.



A tin in a bin.



 a pin

 and a tin

 and a bin!

Listening



Listen.

1 Look.

A



B



C



D



2 Listen and write the letter.

1 _____ 2 _____ 3 _____ 4 _____

3 Listen again. Listen for these words.

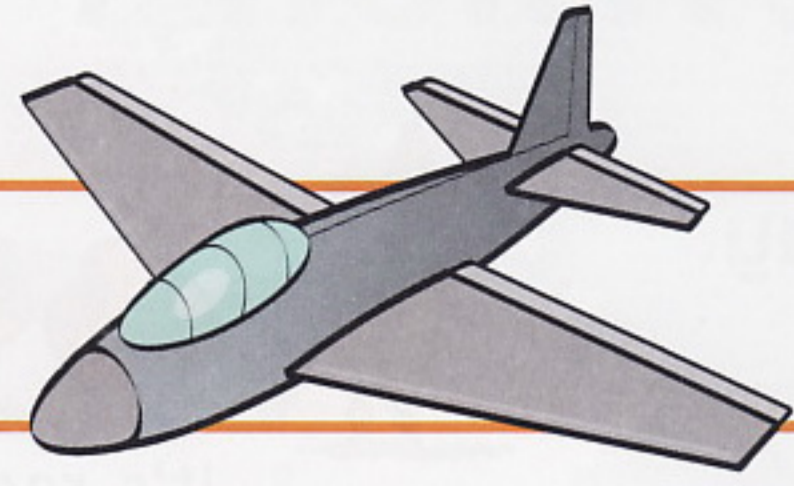
1 very well. 2 a white cat 3 a plane 4 fast

Writing

Look.




It is a grey plane.



1 Read, look and write.


train lorry car

big small fast slow



It is a blue lorry.


It is big. It is slow.



It is a

It is

It is



Revision 1

1 Say.



It's red.



It's a plane. It's white.

2 Look and say.



3 What is it? Is it big? Is it small?





4 Read.

The plane is white. It is fast. The ball is purple. It is not big. It is small.
The kitten is small. It is grey. The boat is red. It is not fast. It is slow.

Project 1 Toys

1 Draw , cut  and stick .



2 Write.



3 Talk about the toys.



4

Bella and Biffo

1 Listen and say.



princess



clown



balloon



pretty



happy



sad



2  Listen and read.



Hello, Mr Jolly.



Hello, Lily. Hello, Dan.



Look! Princess Bella.



She is pretty.



Hello, Princess Bella. How are you?



I'm fine, thank you. I'm very happy.



Look! Biffo the clown.

BANG!



Oh no! Look at the balloon!



Biffo isn't happy.




Is he sad?



Yes, he is. He's very sad.


3  Listen and say.



Grammar

1 Look!

She's happy.



He's sad.



Point and say.



2 Look!

Is he Biffo?



Yes, he is.



Is he Mr Jolly?



No, he isn't.



Is she Mum?



Yes, she is.




Is she Grandma?



No, she isn't.




Ask and answer.

1  Mr Jolly?

2  Mum?

3  Lily?

4  Biffo?

5  Grandma?

6  Dad?

Grammar in conversation

1 Listen and say.



I'm happy.
I'm happy.



I'm sad.
I'm sad.



I'm fast.
I'm fast.



I'm slow.
I'm slow.

Happy. Sad. Fast. Slow.
Come on, everybody! Let's go!



2 Listen and say.



Am I Lily?

No, you aren't.

Am I Grandma?

No, you aren't.

Am I Bella?

Yes, you are.

Hello, everybody! I'm Bella.



3 Listen and say.

4 Play the game!

Reading



a clown



a short clown



a fat clown




an old clown



Jimbo

Jimbo is a happy clown.
He isn't very big.
The car is new.
The hat is old.
And look! A purple wig!

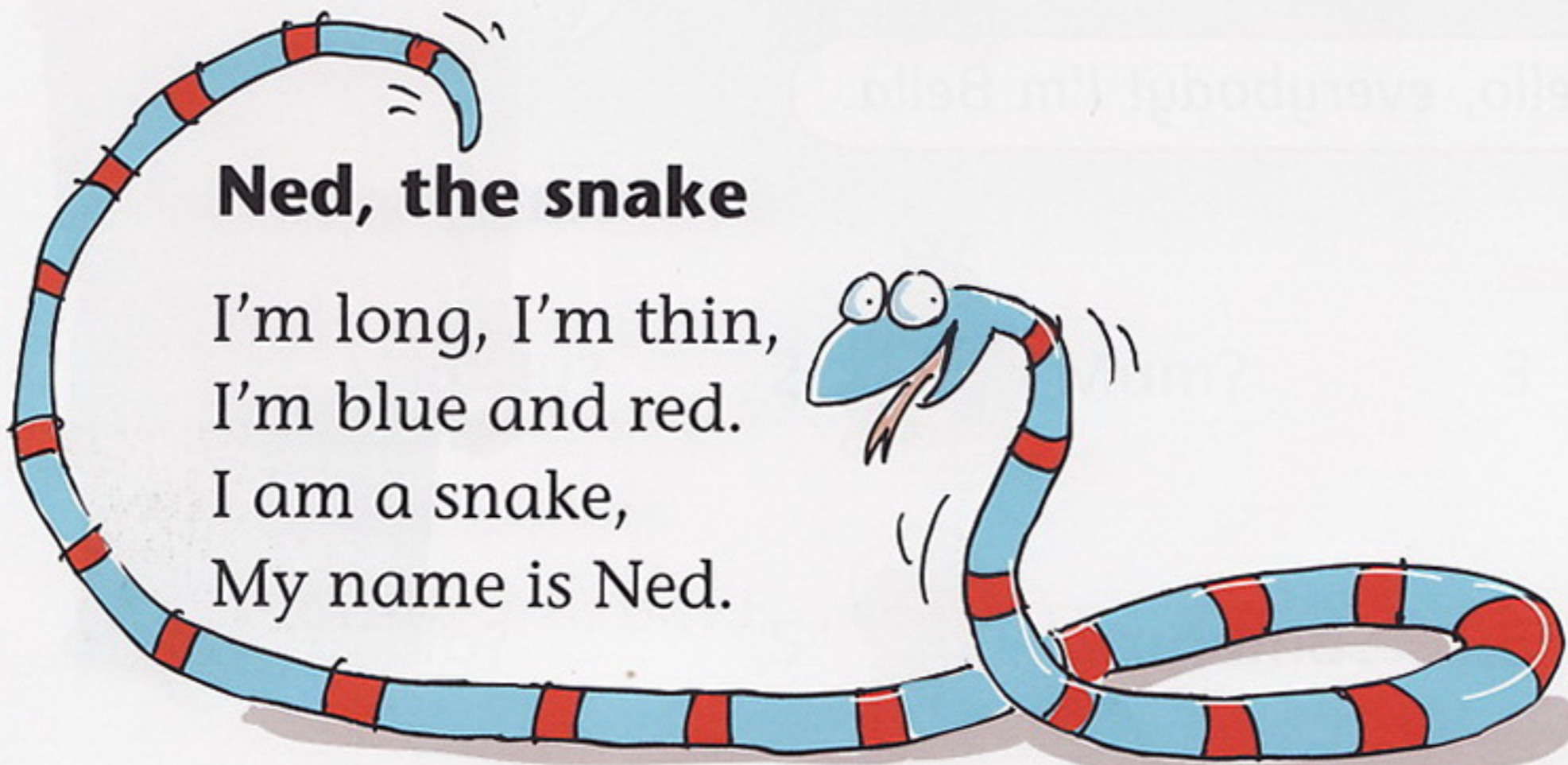
Jimbo is a funny clown.
He's very short and fat.
The bike is red.
The ball is green.
And look! An orange cat!



a snake a long snake a thin snake

Ned, the snake

I'm long, I'm thin,
I'm blue and red.
I am a snake,
My name is Ned.



Reading comprehension

1 Read and circle.

1 Is he happy?



Yes, he is.

No, he isn't.

2 Is he thin?

Yes, he is.

No, he isn't.

3 Is it old?



Yes, it is.

No, it isn't.

4 Is it yellow?

Yes, it is.

No, it isn't.

5 Is it long?



Yes, it is.

No, it isn't.

6 Is it a rabbit?

Yes, it is.

No, it isn't.


Phonics


Look and listen.




o dog 

1 Look and say.

d **o** **g** dog 

f **o** **g** fog 

l **o** **g** log 

2 Listen, read and say.

Is it a dog?



Is it a log?



It's a dog in the fog.



It's a log in the fog.



It's a dog and a log in the fog.



Listening



Listen.

1 Look.

A



B



C



D



E



F



2 Listen and write the letters.

1

2

3

4

5

6

3 Now you!



He's a boy. He's funny.

Is it picture B?

Yes, it is.




Writing

Look.



My name is Ned.



1 Read.

I'm long and thin.

fat thin short

I'm yellow and blue.

green red yellow

I am a fish.

fish cat snake

My name is Lou

l L

2 Listen and say.



3 Read and write.

I'm orange and _____.

white yellow grey

I'm short. I'm _____.

thin fat old

I am a _____.

hat bike kitten

My name is __at.

P p

4 Listen and say.



5

Mrs Goody and Pirate Jack

1 Listen and say.



ice creams



lollipops



cakes




















sweets

1 2 3 4 5 6 7 8 9 10

one two three four five six seven eight nine ten



2 Listen and read.

-  Oh, look! Sweets!
-  And lollipops!
-  And cakes!
-  How many cakes are there?
-  One, two, three, four, five ...
-  Six, seven, eight, nine, ten.
-  There are ten cakes.
-   Yum!
-  Three big ice creams, please, Mrs Goody.
-  Oh ...
-  An ice cream, Jack?
-  No, thank you.
-  A cake?
-  No, thank you.
-  A lollipop?
-  No, thank you. Oh ...

3 Listen and say.



Grammar

1 Look!



One lollipop.



Two lollipops.



One cake.



Ten cakes.

Count and write the numbers.



3

















Point and say.

2 Look!

How many sweets are there?





There are three sweets.

How many sweets are there?



There's one sweet.

Ask and answer.



1 ice creams?

2 cakes?

3 oranges?

4 sweets?

5 eggs?

6 lemons?

7 apples?

8 lollipops?

Grammar in conversation

1 Listen.



How many sweets are there?

Is there one sweet?

No.

Are there two sweets?

Yes.

One for you and one for me.



Yes. Here you are.

Thanks!



2 Listen and say.

3 Now you!


4 Listen and say.






Red and yellow, green and blue,
Orange, pink and purple, too.
Rainbow lollipops,
Lolli, lolli, lollipops.
Rainbow lollipops,
Just for you!



Reading



● GRANDPA'S SHOP ●



Reading comprehension

1 Write the word.


1



peas

carrots peas

2



beans bananas

3



peppers carrots

4



grapes apples

5



melons peppers

6



apples bananas

Phonics



Look and listen.

u

jug



1 Look and say.

j

u

g

jug



m

u

g

mug



b

u

g

bug



2 Listen, read and say.

a jug and a mug and a bug



a bug and a jug and a mug



a jug and a bug, a bug and a mug



a mug and a bug and a jug



Listening



Listen.

1 Look and listen.

There are four boys on the wall
Sandy, Andy, Pete and Paul.

Goodbye, Sandy!

Bye, bye!

There are three boys on the wall.

There are three boys on the wall



Andy, Pete and Paul.

Goodbye, Andy!

Bye, bye!

There are two boys on the wall.

There are two boys on the wall



Pete and Paul.

Goodbye, Pete!

Bye, bye!

There's one boy on the wall.

There's one boy on the wall



Paul.

Goodbye, Paul!


Bye, bye!

There are no boys on the wall.

There are no boys on the wall.

That's all!

Sandy Andy Pete Paul



2 Listen and do.


3 Listen, sing and do.

Writing

Look.



What is it? It is a banana.
a question a statement



1 Read and write.



What is it?
It is round.
It is red.

Is it a _____?

Yes, it is.



What _____?
It is _____.
It is _____.

Is it a _____?

Yes, it is.



_____?



2 Listen and read.



Listen to the birds!



Look at the trees and the flowers!



They're very pretty.

SPLISH

SPLASH



Oh! What are they?



They're frogs.



Oh, yes! And look! A big fish!



Happy birthday, Dan and Lily!



Thank you.



How old are you?



We're seven.



Oh! A card!



And a present!



Thank you very much.

3 Listen and say.

Grammar

1 Look!

What are they?

They're frogs.



Ask and answer.

trees

flowers

kittens

birds

cards

presents



2 Look!

We're funny.



3 What are the words?

happy

sad

fat

thin

fast

slow



Grammar in conversation

1 Listen and read.



How old are you, Lisa?

I'm seven.

How old are you, Tom?

I'm seven, too.

Are you twins?

No, we aren't.

Are you friends?

Yes, we are. We're good friends.




2 Listen and say.

3 Now you!

4 Listen and sing.



Here come the clowns!
Here come the clowns!
They are big and they are small.
They are short and they are tall.
Happy and sad – we love them all!
Funny, funny clowns.





garden



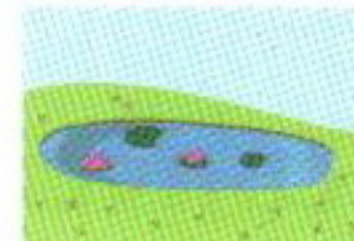
sun



sky



cloud



pond



mouse



noisy

The sun is yellow.



The garden

The sky is blue.



The clouds are white.



The garden is big.

The trees are green.

The flowers are red and white.

They are pretty flowers.

Listen! The birds are noisy!

They are small.

They are blue and yellow.

The pond is not big.

There are four flowers.


They are pink and yellow.

There is one orange fish.

The small flowers are yellow and purple.

Shh! Look! Is it a rabbit? Is it a cat? What is it?

It's very quiet ... Oh, look! It's a brown mouse!



Reading comprehension

1 Read and write *yes* or *no*.

- 1 Are the clouds white? _____
- 2 Are the trees red and white? _____
- 3 Are the birds quiet? _____
- 4 Is the pond small? _____

2 How many are there? Draw lines.



3



9

6

2


5



1

4

8



7

Phonics




Look and listen.

sh shop



1 Look and say.



2 Listen, read and say.

A fish in a shop,
A ship in a shop,
Two shops on a ship.



Listening




Listen.

1 Look.

A



B




C



D

E



2 Listen and write the letters.

1 _____ 2 _____ 3 _____ 4 _____ 5 _____

3 Listen again. Listen for these words.

1 **noisy** 2 **pretty** 3 **funny** 4 **quiet** 5 **happy**

4 Talk about the pictures.

Writing



Look.

~~There are flowers four.~~

There are four flowers.



1 Talk about the picture. Finish the sentences.



The flowers are pretty. They are _____.


There are two _____. They are _____.

The _____ is _____ and black.

The _____ is orange. It is very _____.

purple
red
cat
fish
frogs
quiet
noisy

2 Talk about the picture. Write about the picture.



The flowers are pretty. They are _____.

yellow
blue
five
birds
fast


Revision 2



1 Look and say.

How many are there?

There are six lollipops.



2 Talk about the picture.

The apples are round. They're red.

The clown is funny. He isn't sad.


round quiet pretty thin happy sad funny

3 Read.


The garden is big. The flowers are pretty. The pond is small. There are three green frogs. There is one fish. There are seven birds. They are fast. Grandma is happy. Grandpa is happy. He is big. He is thin. How many boys are there? How many girls are there?

Project 2 A garden

1 Choose and draw.




2 Write.



3 Talk about the picture.

They're trees. They're big.

They're birds. They're brown and black.



It is a pond. It is small.
There are three flowers. They are big.



They are trees.
They are big.



They are beans. They are thin. They are long.



There is one frog.
It is green. It is quiet.



They are birds.
They are brown and black.



They are flowers. They are yellow and blue. They are pretty.




7

Where is King Tub?

1 Listen and say.



castle



kitchen



living room



bedroom



bathroom



crown



table



stairs



2 Listen and read.



Dad! Dad! Where are you?



Princess Bella! What's the matter?



King Tub isn't in the garden.



His crown is on the table.



Look! Under the big tree.



Where is he?



Is he in the castle?



No, he isn't.



Is he in the bedroom?



No, he isn't.



Is he in the kitchen?



Is he in the bathroom?



Is he in the living room?



No! No! No! He isn't in the castle.



Where is King Tub?

3

Listen and say.



Grammar




1 Look!

Where is the crown?

It's in the kitchen.



Ask and answer.



- bedroom
- bathroom
- living room
- kitchen
- garden

2 Look!

The mouse is in the hat.






The bird is on the hat.

The kitten is under the hat.



Point and say.



Grammar in conversation

1 Listen and read.



Where's my book?

Is it in the bag?

Is it under the desk?

Where are my pens?

Are they in the bag?

Are they in the box?

Thank you.

Guess!


No, it isn't.

Yes, it is.

Guess!

No, they aren't.

Yes, they are. Here you are.



2 Listen and say.

3 Now you!

4 Listen and point.



Mike, Mike, on a bike
Fred, Fred, in a bed
Mabel, Mabel, under a table
Paul, Paul, on a wall
Lee, Lee, in a tree
Ella, Ella, under an umbrella.



5 Listen and say.





sofa



chair



cushion




TV



children

A game

It's Anna's birthday. She is seven.
Where are the children?
It is a game. It is fun.



Where is Anna?
She is under the table.

Where is Billy?
He is under the chair.

Where are Joe and Fred?
Look! They are on the sofa.
Yes, they are!
Look again! They are under
the cushions.

Where is Jenny?
Is she under the TV? No, she is not.
Is she under the mat? No, she is not!
Where is she?
There she is! She is in the box.

Reading comprehension

1 Look again. Read and circle the word.

- 1 Anna is **in** under the table.
- 2 Billy is **on** **under** the chair.
- 3 Joe and Fred are **in** **on** the sofa.
- 4 Joe and Fred are **on** **under** the cushions.
- 5 Jenny is **in** **on** the box.
- 6 The teddy is **under** **on** the mat.
- 7 The doll is **under** **on** the TV.



Phonics


Look and listen.



ch chip



1 Look and say.



ch o p

chop

ch i p



chip

l u n c h



lunch

m u n c h



munch

2 Listen, read and say.

Chop, chop,
chips for lunch,
peas and carrots,
munch, munch.






Listening



Listen.

1 Listen and find the pictures.

Where are my glasses?



2 Listen and write the numbers 1-6.

3 Now you!

Writing


Look.



Where is Anna?
She is under the table.



1 Look and say.



2 Write.

Jenny



Where is Jenny?
She is in the plane.

Billy



Billy?

Joe and
Fred



teddy



pencils



8

This is my family

1 Listen and say.



family



mother




father



brother




sister





space rocket




2 Listen and read.


 Is this your family?


 Yes, it is. This is my mother and this is my father.


 Who's this?


 Rosa. She's my sister.


 She's pretty.


 And this is my brother.


 He's little!


 King Tub! What's the matter?

 I'm sad!


 You're sad?

 Yes. I've got a plane and a boat. I've got cars.

 You've got six cars.

 Yes, I have. But I haven't got ... I haven't got ...

  What?

 I haven't got a space rocket!

3 Listen and say.

Grammar

1 Look!



I've got a space rocket.


I've got a boat.




Find the words.

bird plane dog doll

1



2



3




4




2 Look!

Have you got a rabbit?



No, I haven't.

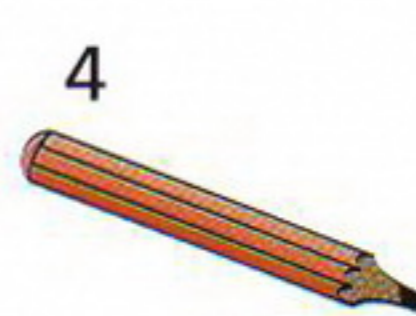

Have you got a bird?



Yes, I have.

Ask and answer.

bike dog cat computer pencil



Grammar in conversation


1 Listen and read.

Look!
This my family.

Yes. And this
is my mother.

Anna.
She's my sister.

No, I haven't.
How about you?



Is this your father?

Who's this?


Have you got
a brother?

I've got one brother
and two sisters.

2 Listen and say.

3 Now you!

4 Listen and point.



5 Now you!



grandmother



grandfather



lamp



shelf



photo



bed

My room



My name is Lily.
This is my room.
It is big.



I have got a bed. It is blue and green.

I have got a box. My toys are in the box. I have got three dolls and I have got one teddy.

I have got a lamp. It is green. It is on the blue table. I have got a computer and I have got five computer games. They are on the green desk. I have got a chair. It is blue. I have not got a TV.

There is one shelf in my room. There are two photos on the shelf.



This is my grandmother and this is my grandfather.



This is my family. I have got two brothers and I have got a little sister.

Reading comprehension



1 Read the sentences. Tick ✓ the correct sentences. Cross ✗ the wrong sentences.

- 1 I have got three dolls and I have got one teddy.
- 2 My bed is blue and yellow.
- 3 The lamp is on the green table.
- 4 I have not got a computer.
- 5 I have got five computer games.
- 6 I have got a TV.
- 7 I have got two brothers and a little sister.

<input type="checkbox"/>
<input type="checkbox"/>
<input type="checkbox"/>
<input type="checkbox"/>
<input type="checkbox"/>
<input type="checkbox"/>
<input type="checkbox"/>

Phonics

Look and listen.



th father



1 Look and say.



father




mother



brother

2  Listen, read and say.

This is my father,
This is my mother,
This is me,
And this is my brother.



Listening

Listen.

1 Look.



A



B



C



2 Listen and draw lines.

3 Listen again. Listen for the words.

- | | | | |
|----------|----------|------------|---------------|
| 1 family | 2 father | 3 brothers | 4 grandfather |
| 5 sister | 6 mum | 7 grandma | |

4 Listen and sing.

I've got a dog. His name is Boo.

He's a good dog, too.

Boo says 'Bow wow', too.

I've got a cat. His name is Roo.

He's a good cat, too.


Roo says 'Meow Meow', Boo says 'Bow wow', too.

I've got a bird. His name is Woo.

He's a good bird, too.

Woo says 'Tweet, tweet', Roo says 'Meow, Meow',

Boo says 'Bow wow', too.




Writing

Look.



I have got three dolls. I have got one teddy.
I have got three dolls **and** I have got one teddy.

1 Look and say.



2 Write.

This is my room. It is small.

9

Miss Silver

1 Listen and say.

11

eleven

12

twelve

13

thirteen

14

fourteen

15

fifteen

16

sixteen

17

seventeen

18

eighteen

19


nineteen

20

twenty



space woman





2 Listen and read.



Come on! Up the stairs!



One, two, three, four, five ...



There she is!



Who?



Miss Silver!



Six, seven, eight, nine, ten ...



Who is Miss Silver?



She's a space woman.



A space woman?



Yes! And she's got a space rocket.



Eleven, twelve, thirteen, fourteen ...



Fifteen, sixteen, seventeen, eighteen ...



Nineteen ...



Twenty!



Phew!



This is Miss Silver.



Hello!



Hello!



And this is the space rocket.



Wow! I like it!



3 Listen and say.


Grammar

1 Look!

He's got a car.



She's got a space rocket.



Point and say.

1



2



3



4



5



2 Look!

Has she got a teddy?




Yes, she has.



Has he got a lorry?



No, he hasn't.



Ask and answer.

1



bike?

2



doll?

3



train?

4



clown?

5



plane?

Grammar in conversation

1 Point and say.



2 Listen and read.



I like sweets. How about you?



I like apples. How about you?



I like bananas. How about you?



I like cakes. How about you?



I like grapes. How about you?



I like ice creams. How about you?

We like sweets, apples, bananas, cakes, grapes and ice creams, too. How about you?

3 Listen and say.

4 Now you!



Reading



hair



eyes



glasses



tall



silver



space suit

The space woman

This is the space woman.

This is Claire.

She has got glasses.

She has got long hair.

Claire has got blue eyes.

She is tall, she is not fat.

She has got a silver space suit
and Fin, the space cat.

Eleven happy girls
and seven noisy boys,
twelve big bags
and twenty funny toys.

Come on, children,
Come on, up the stairs!
It's a silver space rocket.
Come on, up the stairs!



I like...

I like pears.

I like melons.

I like oranges.

I like lemons.

I like peppers.

I like peas.

Beans and carrots?

Oh, yes, please!



pear



orange



Reading comprehension

1 Circle the correct word.

- 1 Claire is the space / silver woman.
- 2 Claire has got space / long hair.
- 3 She is not tall / fat.
- 4 Fin is the space suit / cat.
- 5 The girls are happy / funny.
- 6 There are twenty boys / toys.

2 Write the words.



Phonics



Look and listen.

th thin



1 Look and say.

thin thin




thick thick



bath bath



path path



2 Listen, read and say.

Thin bananas, thick bananas, one, two, three.



Thin bananas on the bath, thick bananas on the path



Thin bananas, thick bananas, one, two, three.

Listening



Listen.

1 Look.

A



B



C



D



E



F



G



H



I



2 Listen and write the letters.

1 _____ 2 _____ 3 _____

3 Listen and check.

4 Now you!

Writing



Look.

a happy girl



a yellow banana



1 Read the words. Choose and write.

noisy purple yellow small red blue quiet big

In the garden

a _____ flower

a _____ pear

a _____ table


a _____ chair

a _____ bird

a _____ frog

a _____ mouse

a _____ dog



I like ...



I like



boats
trains
cars
planes



2 Listen and say.

Revision 3

1 Read and say.

This is my family.




Where are they? What have they got?



Dad Mum Jim Susie Grandma Grandpa

Jim is in the bedroom.
He has got a computer.



2 Where are they? Find and say.



3 Read.

Mum is in the kitchen. She has got a big cake. Susie is in the garden. She has got an ice cream. Grandma has got an umbrella. It is pink. Dad has got a red van. It is big. The garden is pretty. There is a pond. There is one boat on the pond. The cat is under the table.

Project 3 My family

1 Draw pictures of your family.




Find pictures of your family.



2 Write about your family. Choose words from the box.

tall small little big fat thin hair eyes
short pretty long noisy funny glasses

3 Make a book.



4 Show your book. Talk about your family.

This is my father.
He is tall. He has
got brown hair.



I have got two brothers.
This is my little brother,
Fred. He is funny.



This is my sister, Jo.
She is eleven. She has
got green eyes.



This is my grandmother.
She is small. She has
got glasses.



10 The space rocket

1 Listen and say.



look



come



go



jump



fly




sit



moon



space suit



2 Listen and read.



Look at the rocket!



It's fantastic.



Can it fly?



Yes, it can.



Can it fly to the moon?



Yes, it can.



Can I go with you?



Yes, you can.



Hooray!



Come here, King Tub!



Jump in! Sit down!



You can fly to the moon.



Are you happy now?



No, I'm not.



What's the matter?



I can't go to the moon.

I haven't got a space suit.



Oh, no!



3 Listen and say.

Grammar

1 Look!



The rocket can fly.

Point and say.

draw jump fly sing read



2 Look!

Can it jump?



Yes, it can.

Can it fly?



No, it can't.

Ask and answer.



1 sing?



2 read?



3 jump?



4 draw?



5 fly?



6 write?

Grammar in conversation

1 Listen and read.



Can we cross the road?

No! Stop!

OK.

Then look!

OK.

Then listen!

OK. Can we go now?

No! Wait!

Oh! A car.

All right. Now we can go.



2 Listen and say.

3 Now you!

4 Listen, say and do.

Stand up! Sit down!
Stand up! Sit down!
Stand up! Turn around!
Clap your hands and sit down!





Earth



star

hot

count

beautiful

live

see

The Earth and the sky

This is the Earth.
We live on the Earth.

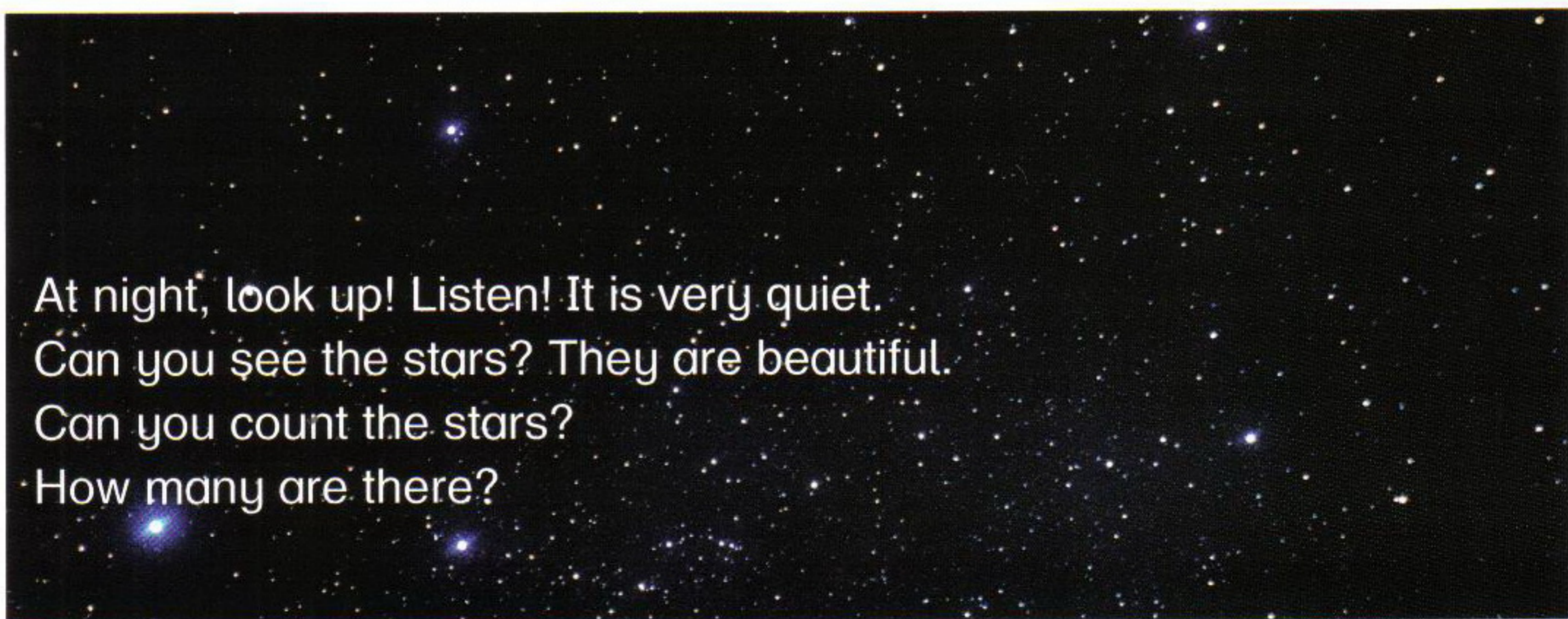


This is the sun.
It is round and it is very hot.
You can see the sun in the sky.
It is yellow. Sometimes it is orange.

This is the moon.
It is round and white.
At night you can see it in the sky.




Look! This is the sky at night. The sky is black. The stars are white.



At night, look up! Listen! It is very quiet.
Can you see the stars? They are beautiful.
Can you count the stars?
How many are there?

Reading comprehension

1 Write the words.



2 Choose the correct words. Finish the sentences.

- We live on the _____.
- The sun is very _____.
- The Moon is round and _____.
- You can see the stars in the _____.

white sky
Earth hot

Phonics

Look and listen.



ng king



1 Look and say.



r i ng



ring

s i ng



sing

w i ng



wing

2 Listen, read and say.

A ring, a ring, a ring for the king,
Sing, sing, sing to the king.
A ring, a ring, a ring on a wing,
Sing, sing, sing to the king.



Listening



Listen.

1 Look, listen and write the letters.



1	2	3


4	5

6	7	8

9	10	11

2 Listen and sing.

A bird can fly, a fish can swim,
 A frog can jump, a mouse can run,
 A cat can mew, a dog can bark
 But I like to sit in the sun.
 Oh yes!
 I like to sit in the sun.



Writing



Look.

At night, look up!
Listen!



1 Read the words. Talk about the pictures. Choose and write.

Look! Listen!

space rocket moon stars sky

can fly can see count

noisy fast beautiful black white

Look!

Listen!



11

Up in space

1 Listen and say.



hot



cold



sunny



cloudy



windy



raining



snowing



2 Listen and read.



Wow! This is great!



What are you doing?



I'm looking at the Earth.
It's beautiful.



What's the weather like?




Down there it's hot and sunny.



And now?



Down there it's cloudy.
It's raining.




What can you see now?



Oh! Down there it's windy.



And now?



Oh! Look!
Down there it's very cold.



It's snowing.



You're flying very fast,
Miss Silver.




Yes. We're going to the moon.




Wowee!

3 Listen and say.



Grammar

1 Look!




Find the words.

looking jumping singing standing listening




2 Look!

You're singing.



You're standing.



Now you.

singing standing flying jumping
pointing reading listening drawing

Grammar in conversation

1 Listen and read.



Hello?

Hello, James. It's Grandma here.

Hello, Grandma.

What are you doing?

I'm reading a book.

What's the weather like there?

It's cloudy.

Is it cold?

No, it isn't.

Is Mum there?

Yes, she is. Mum!

Goodbye, James.

Bye, Grandma.



2 Listen and say.

3 Now you!



4 Listen and sing.

The rain is falling, the clouds are grey.

It's a cold, wet, windy day.

But look up in the sky. What can you see?

The sun! The sun!

And a rainbow, a rainbow, a rainbow for you and me!





kite



snowman



sunglasses



hold



eat



play



What are you doing?



What are you doing, Amy?
I am holding an umbrella.
It is raining.
What colour is my umbrella?



What are you doing, Tom?
I am holding my kite.
It is windy!
How many kites are there?



What are you doing, Jill?
I am going to school.
It is cold! I have got a hat.
What colour is it?



What are you doing, Harry?
I am playing in the garden.
It is snowing. Look at my snowman!
Where is the bird?



What are you doing, Betty?
I am looking at the boats.
It is sunny. I have got sunglasses.
How many boats are there?



What are you doing, Max?
I am eating an ice cream.
It is very hot today.
Mmm! I like ice cream!
It is cold!

Reading comprehension

1 Read the sentences. Answer the questions.

1 I am holding my kite. Who am I?

Tom

2 It is not snowing. I have got a hat. Who am I?

3 It is cold. I am playing in the garden. Who am I?

4 It is sunny. I am eating an ice cream. Who am I?

5 It is not sunny. I am holding an umbrella. Who am I?

6 I am sitting in a boat. Who am I?

Phonics



Look and listen.

||

bell

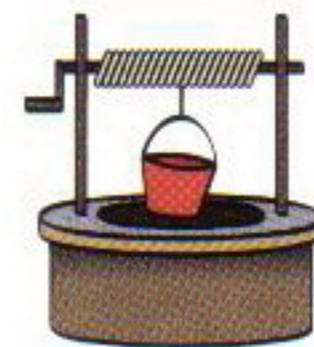


1 Look and say.

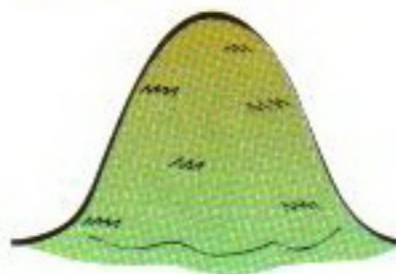
b e || bell



w e || well



h i || hill



d o || doll



2 Listen, read and say.

Up the hill
to the well.
Find a doll.
Ring the bell.




Listening



Listen.

1 Look, listen and point.

Ann Meg Sue Amy Ned Jim Sam Ben



2 Listen and write the names.

3 Play the game.



Who am I?

You're singing a song.



Yes.

You're drawing a picture.



You're Sue.



No.



Yes.



Look.



Where is the fish?
 What colour is the fish?
 How many flowers are there?



1 Read the words.

playing

holding

room

plane

raining

windy

Write.

What are you doing, Sam?

I am playing in my room.



2 Read the words.

standing

eating

sunny

hot


Write.

boat


ice cream


, Betty?







2 Listen and read.


 Look! King Tub and Miss Silver!


 They're laughing.


 Welcome home!


Welcome home!


 Look at King Tub!


 He's very happy.


 He's jumping up and down.


 Miss Silver is happy, too.


 Yes. She's singing loudly.

 Thank you, Miss Silver.


 Not at all.

 I like your space rocket very much.

 Are you happy now?

 Yes, I am. I'm very happy.

Hooray! Hooray!

 Come on, everyone!
It's time for a party!

Hooray! Hooray!
Welcome home!

3 Listen and say.

Grammar

1 Look!



He's reading.



She's drawing.




It's flying.

Match and write the letters.

1 He's laughing. _____

2 It's jumping. _____

3 She's reading. _____



2 Look!

We're eating apples.



They're eating bananas.



Find the words and say.

singing

reading

drawing

jumping

standing

eating

1



We're ...



We're ...



We're ...

2



They're ...



They're ...



They're ...

Grammar in conversation


1 Read and match.

- 1 He's singing loudly.
- 2 She's talking quietly.
- 3 It's flying quickly.
- 4 They're walking slowly.



2 Listen and read.

loudly quietly quickly slowly



Let's play a game. Choose a word.

OK.

Can you talk like this?

Good morning.

Can you count like this?

1 ... 2 ... 3 ... 4 ...

You're counting slowly.
The word is *slowly*.

That's right.



3 Listen and say.

4 Now you!



orange juice



open




drink



walk

A birthday party for Pete



This is a present for Pete.

This is a card for Pete.

Billy and Milly are going to a birthday party. Billy is holding a present. Milly is holding a card.



Please, come in!

Happy birthday, Pete!

Pete is opening the door quickly. He is laughing loudly. He is very happy.



What is it?

Is it a boat?

It's a plane! Thank you!

The children are looking at Pete's birthday present. Pete is opening the present.



Look at the plane!

The red plane is flying. The children are laughing and pointing.



This is fun!

Come on!

Now the children are playing in the garden. They are walking slowly on the log. They are jumping.



I like cakes!

I like orange juice!

The children have got funny hats. They are eating and they are drinking. It is a fantastic party!

Reading comprehension

1 Answer the questions.

1 What is Milly holding?

2 What is Billy holding?

3 Who is opening the door?

4 What is the present for Pete?

5 Where are the children playing?

6 How many children are there?

7 What are the children drinking?

Phonics

Look and listen.


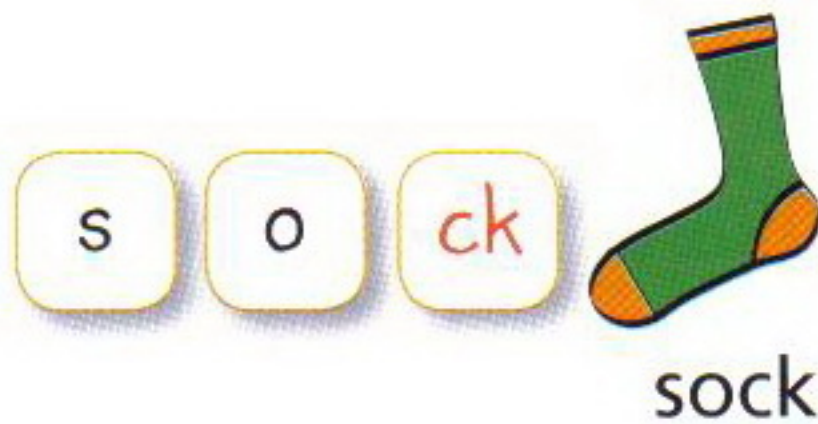



ck

sack



1 Look and say.



2 Listen, read and say.

The sock is on the duck.
The sack is in the sock.
The duck is in the sack.
Quack! Quack! Quack!



Listening

1 Listen.

We're on holiday.
We're having fun.


We're eating ice creams.
We're on holiday.
We're having fun.

We're playing football.
We're eating ice creams.
We're on holiday.
We're having fun.

We're running and jumping.
We're playing football.
We're eating ice creams.
We're on holiday.
We're having fun.

We are swimming.
We're running and jumping.
We're playing football.
We're eating ice creams.
We're on holiday.
We're having fun.

We are laughing.
We are swimming.
We're running and jumping.
We're playing football.
We're eating ice creams.
We're on holiday.
We're having fun.
We're on holiday.
We're having FUN.



2 Listen and sing.

Writing



Look.


Pete is **opening** the **door**.



1 Read the words. Talk about the pictures. Write the story.



playing flying looking



looking jumping quickly



cannot fly looking holding




opening laughing loudly new

Revision 4

1 What is the weather like? What are the children doing?

It's sunny. It's hot.

Pete is holding a plane.



2 Find these things. Where are they?



3 Read.

In picture 1 it is hot and sunny. The children are looking at the fish. In picture 2 it is windy and it is raining. Pete and Billy are standing under a tree. In picture 3 it is snowing and it is cold. There are twelve birds in the garden. In picture 4 the children are looking at the stars. It is night. They can see the big white moon.

English World



the adventure starts here!

English World is the first-ever integrated ten-level print and digital English course for primary and secondary schools. Written by the authors of the best-selling Way Ahead and Macmillan English, the course aims to give learners confidence in speaking, listening, reading and writing. Thorough grammar and skills work is applied in natural contexts in the real world through dialogues and cross-curricular material. Independent learning is promoted through portfolios, projects and the use of the dictionaries.

The visually stunning printed resources are complemented by electronic materials for use with an interactive whiteboard and videos of all dialogues using native-speaker students in context, together with a complete teacher training package with video masterclasses. Other features include a test builder, animated posters, interactive phonics activities and singalong versions of songs.

The adventure begins in Levels 1 and 2 of English World where children are introduced to Dan, Lily, Mr Jolly and a wonderful cast of colourful characters. Level 1 is for children who have had some exposure to English, but are just beginning to read and write.

'We believe that learning should be enjoyable - hard work, too, but at the same time something that children will find interesting and motivating.'

Mary Bowen and
Liz Hocking

Pupil's Book

Workbook

Grammar Practice Book

Dictionary

Teacher's Guide

Poster

Flashcards

Audio CD

DVD-ROM



MACMILLAN

www.macmillanenglish.com/younglearners



909,79

ISBN 978-0-230-02459-5



9 780230 024595